



Introducing Arthrosamid® — a new class of injectable therapy to treat knee OA

Offering patients an effective alternative to current therapies for knee OA, Arthrosamid® is an injectable polyacrylamide hydrogel (iPAAG) for intra-articular administration.

A non-biodegradable injectable implant, Arthrosamid® delivers long-acting pain relief — improving the quality of life for patients with knee osteoarthritis.¹

Study recruitment starting



LUNA

Intra-Articular Arthrosamid® Injection in Subjects with Knee OA Prospective, Long-Term, Observational, All-Comers, Open-Label, Multi-Centre Clinical Investigation



ARTHROSAMID INJECTION FOR OA KNEE

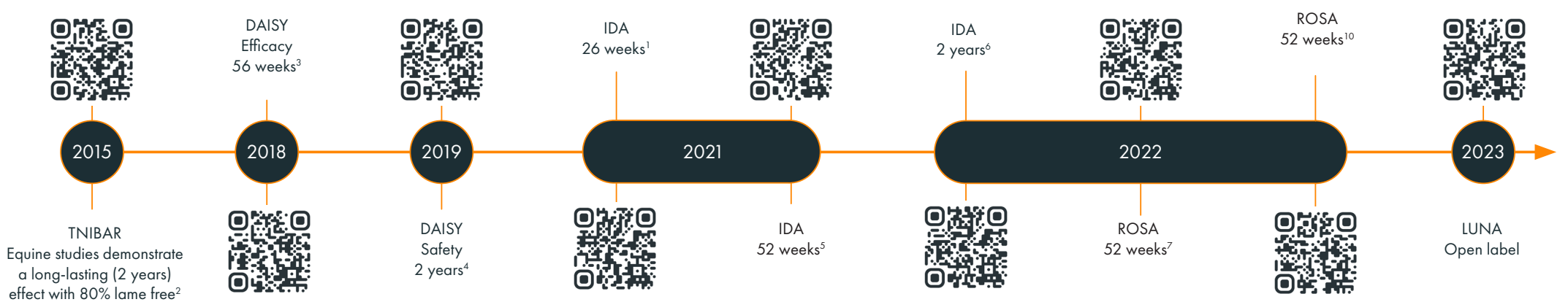
Mechanistic and Clinical Study of Intra-articular Arthrosamid for Knee Osteoarthritis, Single Site, Open-Label, Assessing changes in (WOMAC) score between baseline (pre-injection) and 6 months and 12 months post-injection

IDA has a study extension up to 5 years with data published annually

ANIMAL STUDY

HUMAN STUDIES IN PATIENTS WITH KNEE OA

ONGOING STUDY



Simple

A minimally invasive out-patient procedure performed under local anaesthesia, with ultrasound guidance.⁸

Safe

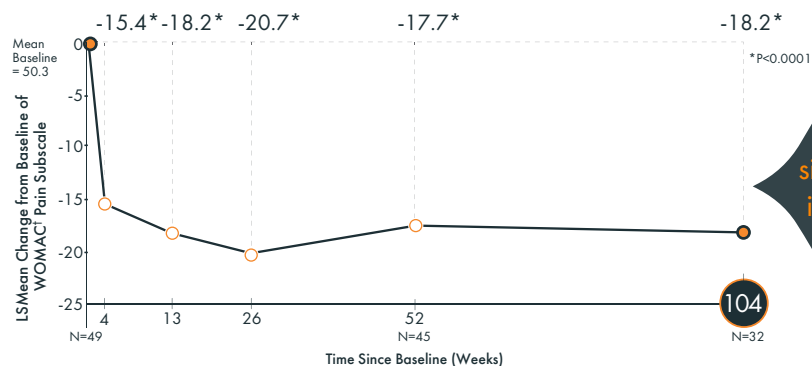
Arthrosamid® is safe for intended use⁴— and has undergone over 20 years of research and development.⁹

Sustained

In clinical trials, patients reported a reduction in pain by Week 4. This reduction was sustained over 2 years.⁶

A prospective study of polyacrylamide hydrogel injection (iPAAG) for knee osteoarthritis

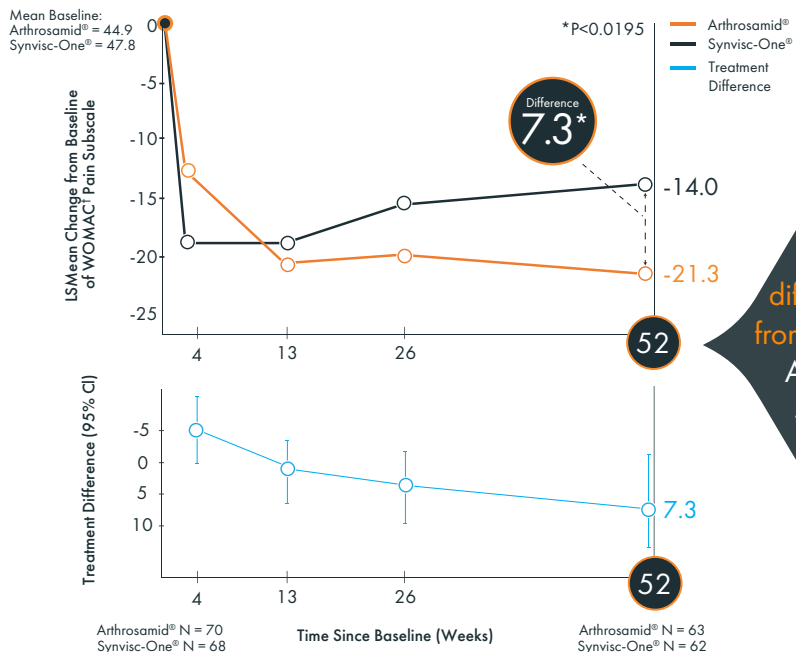
Results from 104 weeks after treatment (IDA 2 years)^{9,6}



Statistically significant reduction in pain maintained at 2 years.⁶

One-year performance of polyacrylamide hydrogel (iPAAG) vs. hyaluronic acid

Analysis of change from baseline of subgroup <70 years (ROSA)^{9,10}



Significant difference in change from baseline between Arthroamid[®] and Synvisc-One[®] at 52 weeks.¹⁰



Safety of intra-articular polyacrylamide hydrogel (iPAAG) for the treatment of knee osteoarthritis symptoms

	DAISY 2019 104 weeks ^{4,9}	IDA 2021 26 weeks ^{1,9}	IDA 2021 52 weeks ^{5,9}	IDA 2022 104 weeks ^{6,9}	ROSA 2022 52 weeks ^{7,9}
ITT	91	49	49	49	121
Number of AE device related	41	14	16	14	41
Sensation of distension	15	-	-	-	-
Pain from target knee	7	7	6	6	21
Reduced range of motion	4	-	-	-	-
Joint swelling	-	3	4	4	13
Other	15	4	6	4	7

"No intra-articular infections or allergic reactions were reported in this retrospective study."⁴

"No patients had severe adverse events linked to Arthroamid[®]."¹

References: 1. Bliddal, H., et al. (2021). Polyacrylamide Hydrogel Injection for Knee Osteoarthritis: A 6 Months Prospective Study. *J Orthop Res Ther.* 6(2). 1188. ISSN 2575-8241; 2. Tnibar, A., et al. (2015). An international multi-centre prospective study on the efficacy of an intraarticular polyacrylamide hydrogel in horses with osteoarthritis: a 24 months follow-up. *Acta Vet Scand.* Apr 15;57(1):20. doi: 10.1186/s13028-015-0110-6; 3. Henriksen, M., et al. (2018). Intra-articular 2.5% polyacrylamide hydrogel for the treatment of knee osteoarthritis: an observational proof-of-concept cohort study. *Clin Exp Rheumatol.* Nov-Dec;36(6):1082-1085. Epub 2018 Jul 18. PMID: 30148430; 4. Overgaard, A., et al. (2019). Safety of intra-articular polyacrylamide hydrogel for the treatment of knee osteoarthritis symptoms: A retrospective case series. *Clin Ortho Adv Res*; 5. Bliddal, H., et al. (2021). Polyacrylamide Hydrogel Injection for Knee Osteoarthritis: Results of a 52 Week Prospective Study. *Osteoarthritis and Cartilage* Vol.29 S278; 6. Bliddal, H., et al. (2022). A Prospective Study of Polyacrylamide Hydrogel Injection for Knee Osteoarthritis: Results From 2 Years After Treatment. Poster presented at OARSI 2022; 7. Bliddal, H., et al. (2022). One-year performance of polyacrylamide hydrogel vs. hyaluronic acid: A randomised controlled study. Poster presented at OARSI 2022; 8. Arthroamid[®], Instructions For Use. Release Date March 2022 10082-003; 9. Data on file; 10. Bliddal, H., et al. (2022). One-year performance of polyacrylamide hydrogel vs. hyaluronic acid in age, BMI, and Kellgren-Lawrence subgroups: A subgroup analysis of a randomised study. Poster presented at OARSI 2022.

OUS/ARTHRO/NOV2022/112

For full details about warnings and precautions read the IFU. For more information and the IFU please visit www.Arthroamid.com or contact us at enquiries@Arthroamid.com

www.Arthroamid.com

† WOMAC or The Western Ontario and McMaster Universities Osteoarthritis Index is a measure of symptoms and physical disability LSMeans are modelled/estimated means. The estimated means are using data from the other visits and also the covariates. Synvisc-One is a registered trademark of Sanofi-Aventis U.S. LLC. Arthroamid is a registered trademark of Contura International A/S. © copyright 2022 Contura International Ltd.